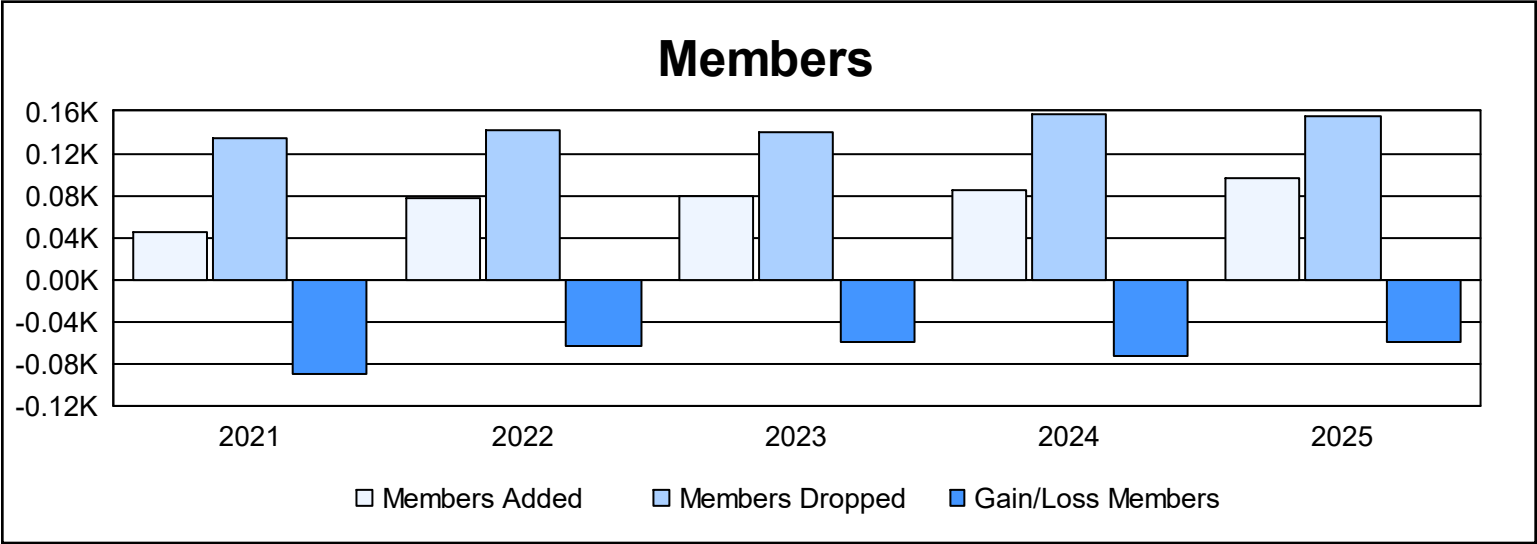
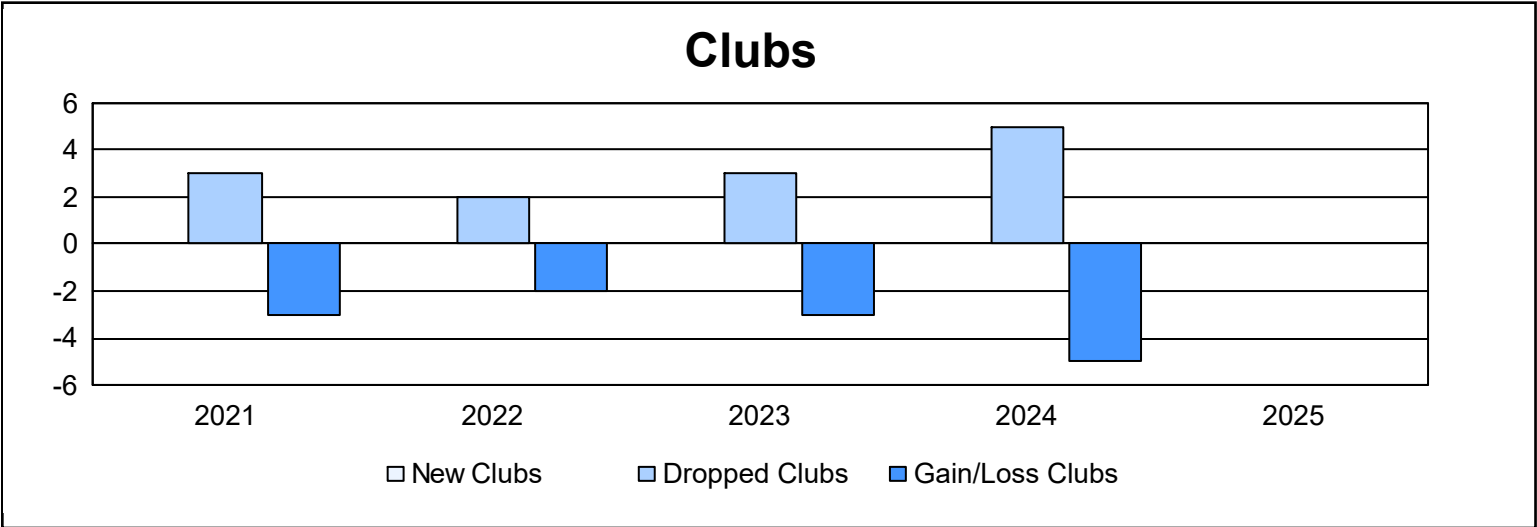
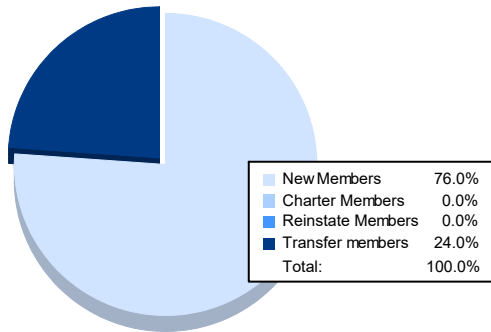


Year	New Clubs	Dropped Clubs	Gain/ Loss Clubs	New Members	Charter Members	Reinstate Members	Transfer Members	Total Member Added	Total Members Dropped	Gain/ Loss Members
2020-2021	0	3	-3	37	1	1	6	45	135	-90
2021-2022	0	2	-2	65	1	3	9	78	141	-63
2022-2023	0	3	-3	72	0	3	5	80	140	-60
2023-2024	0	5	-5	65	1	2	17	85	158	-73
2024-2025				73	0	0	23	96	155	-59
Average	0	3	-3	62	1	2	12	77	146	-69



## Membership Composition

### June 2025 Cumulative



## Gender Composition

### June 2025 Cumulative

